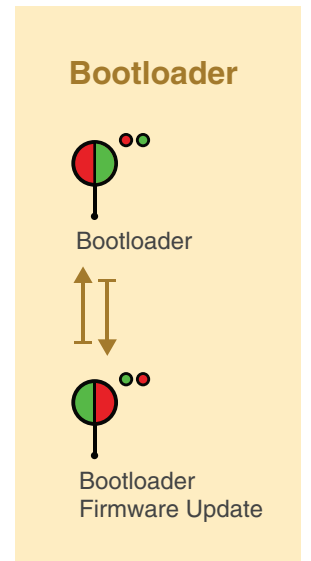
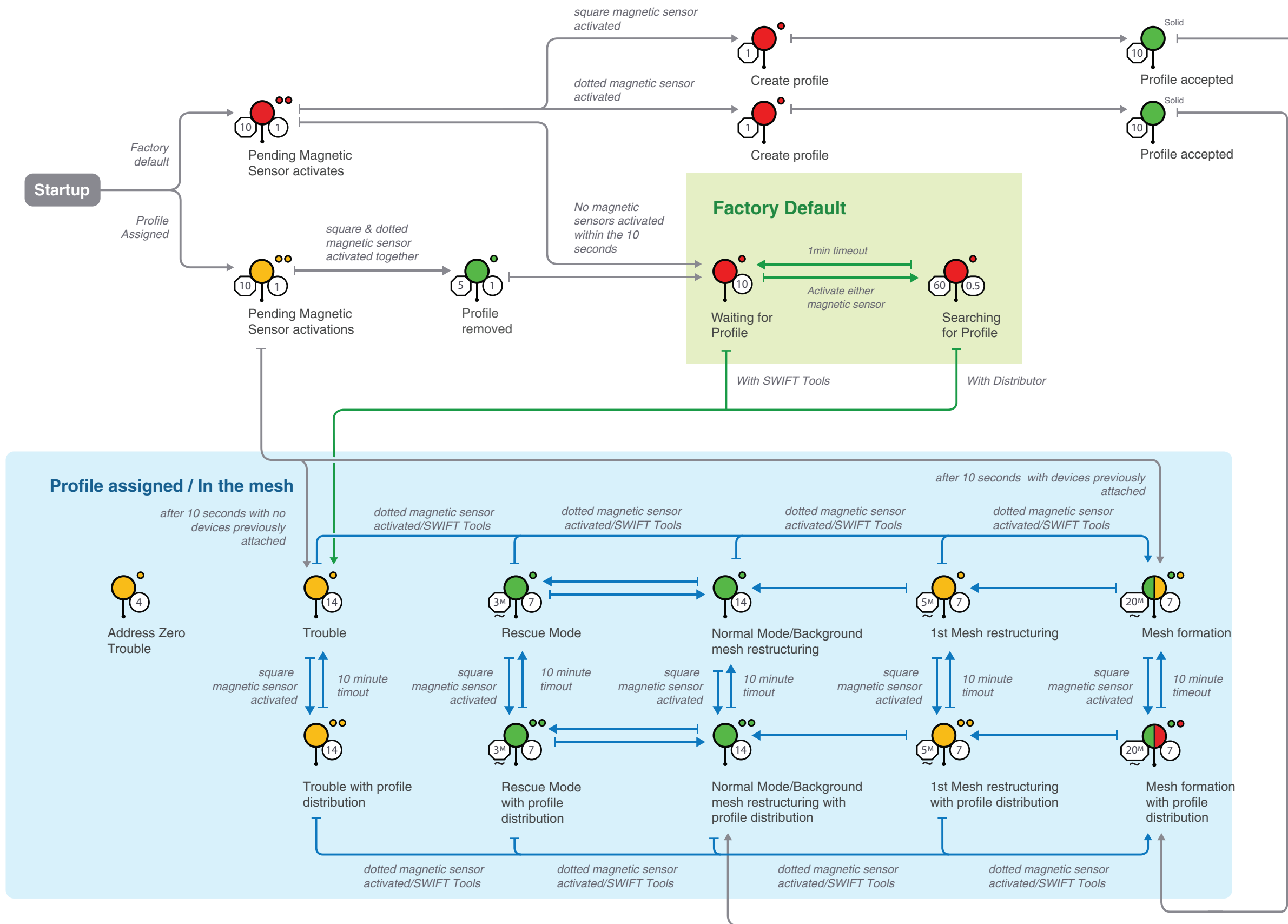


LED Indications - Gateway



Legend

- No. of blinks
- LED color
- Interval between blink patterns
- Duration of LED state
- Approximate duration

Example:

- Two blinks in this pattern
- 1st blink is green. 2nd is yellow
- 7 sec between blink patterns
- Will transition to next state after 20 minutes (approx.)

All units are in seconds. Minute is indicated by M.

Fold on dotted line.

Fold on dotted line.

Fold on dotted line.

LED Table - Gateway

Profile assigned / In the mesh

LED Pattern	Condition	Action Required
	Factory default; pending magnetic sensor activation	Activate either magnetic sensors within 10 seconds to create a default profile
	Create profile	Gateway is creating a default profile
	Profile accepted	Gateway is now profile assigned
	Profile assigned; pending magnetic sensor activations	Activate both magnetic sensors simultaneously within 10 seconds to remove a profile
	Profile removed	Gateway has returned to the factory default state

Factory Default

LED Pattern	Condition	Action Required
	Waiting for profile	Gateway is factory default
	Searching for profile	Gateway is factory default and requesting a profile from a distributor or another gateway

Profile assigned / In the mesh

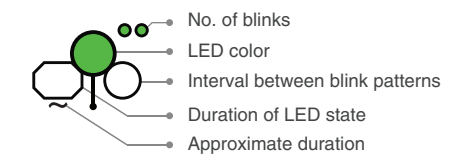
LED Pattern	Condition	Action Required
	Address Zero Trouble	The gateway address is set to zero. Ensure all devices in the mesh have a valid address.
	Trouble	The gateway has a trouble condition. Refer to the panel to identify the trouble and possible resolution.
	Trouble with profile distribution	The gateway has a trouble condition. The gateway is also distributing a profile to any device that requests a profile. Refer to the panel to identify the trouble and possible resolution.

LED Pattern	Condition	Action Required
	Rescue Mode	Gateway and the mesh network are searching for any device that is not in the mesh network with the same profile.
	Rescue Mode with profile distribution	Gateway and the mesh network are searching for any device that is not in the mesh network with the same profile. The gateway is also distributing a profile to any device that requests a profile.
	Normal Mode / Background mesh restructuring	Normal operation of the gateway.
	Normal Mode/Background mesh restructuring with profile distribution	Normal operation of the gateway. The gateway is also distributing a profile to any device that requests a profile.
	1st mesh restructuring	Mesh is formed and initializing.
	1st mesh restructuring with profile distribution	Mesh is formed and initializing. The gateway is also distributing a profile to any device that requests a profile.
	Mesh formation	Gateway is forming the mesh and looking for devices that are not in the mesh. Wait until all devices join the mesh, and then terminate mesh formation.
	Mesh formation with profile distribution	Gateway is forming the mesh and looking for devices that are not in the mesh. The gateway is also distributing a profile to any device that requests a profile. Wait until all devices join the mesh, and then terminate mesh formation.

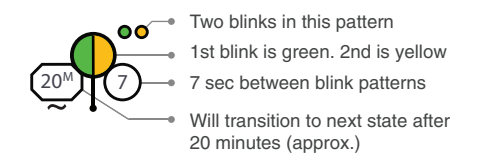
Bootloader

LED Pattern	Condition	Action Required
	Bootloader Normal	Device is ready to update.
	Bootloader Firmware Update	New application code is being downloaded.

Legend



Example:



All units are in seconds. Minute is indicated by M.