

CHG-120F

Battery Charger



Power Supplies/Accessories

General

The CHG-120F is a state-of-the-art battery charging system designed for use with Fire•Lite fire alarm control panels (FACPs). It is designed to charge lead-acid batteries between 25 and 120 ampere-hours (AH).

Features

- Charges sealed lead-acid batteries.
- Automatic float-type battery charger.
- Rated for batteries of 25 to 120 ampere-hours.
- Obtains full float voltage within 48 hours.
- For use on any 24-volt FACP which can handle the specified batteries and can disable the local charger.
- AC Fail delay (central station applications) per latest NFPA requirements.
- Form-C Trouble contact.
- Dual outputs, for easy load distribution.
- **Diagnostic LEDs:**
 - Primary AC On
 - Charger Trouble.
 - Ground Fault.
 - Hi Charge.
 - Lo Charge.
 - Battery Voltage Level (3 LEDs).
 - Low Battery.
- Black or red BB-55F(R) battery cabinet.
- Field-selectable input voltage, 120 VAC or 230 VAC.
- **Charges:**
 - 26 AH batteries within 9 hours.
 - 55/60 AH batteries within 20 hours.
 - 120 AH batteries within 38 hours.

NOTE: Values per Fire•Lite testing.

Construction and Operation

The CHG-120F consists of a PC board and mounting chassis. Charging current is provided automatically when the battery voltage falls below the charger's output voltage.

Applications

Use the CHG-120F when batteries required for standby are rated between 25 to 120 AH.

CHG-120F Specifications

Primary AC (TB1):

- 115 VAC, 60 Hz, 2 A.
- 230 VAC, 50 Hz, 1 A.

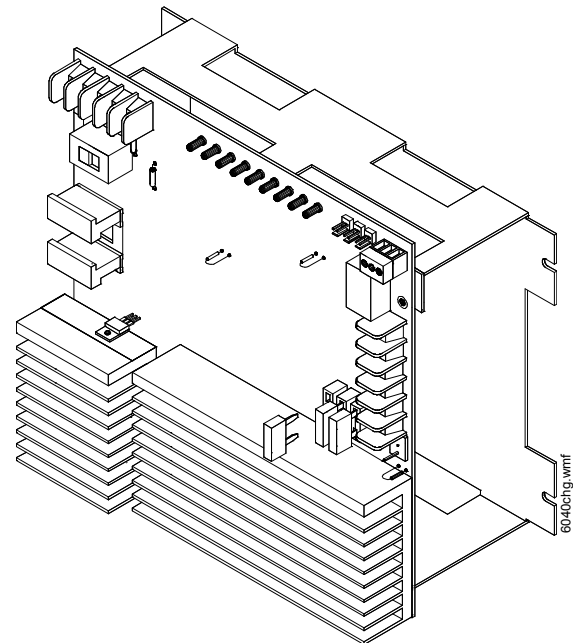
Form-C relay (TB3): 5 A at 30 VDC.

Float charge voltage: 27.6 VDC.

Maximum charging current: 4.5 A.

Fuses F1-F3: 15 A.

Battery sizes: 26 AH to 120 AH.



Charging time (to charge two fully discharged batteries):

- 25 AH = 9 hours.
- 55 AH/60 AH = 20 hours.
- 120 AH = 38 hours.

Installation

The CHG-120F mounts remotely in the BB-55F Battery Backbox. Install the CHG-120F within 20 feet (6.096 m) of the main FACP, in the left position of the BB-55F backbox.

NOTE: Only one 55 AH battery or two 26 AH batteries will mount with the charger board in the BB-55F.

BB-55F Battery Box Battery Configurations: The battery backbox can mount configurations of batteries as follows:

- Without CHG-120F mounted internally:
 - Up to two 26 AH batteries.
 - Up to two 55 AH batteries.
 - One 100 AH battery.
- With CHG-120F mounted internally:
 - Up to two 26 AH batteries.
 - One 55 AH battery.
 - One 100 AH battery.

NOTE: When 100 AH batteries are required, a BB-55F is required to mount each 100 AH battery.

Product Line Information

CHG-120F: Battery charger circuit board and mounting chassis. Includes mounting hardware and installation instructions.

BAT-12260: 26 AH, 12-volt, sealed lead-acid battery. Order as bulk pack BAT-12260-BP, contains two.

BAT-12550: 55 AH, 12-volt, sealed lead-acid battery.

BAT-121000: 100 AH, 12-volt, sealed lead-acid battery.

BB-55F: Battery Backbox — holds up to two BAT-12550 55 AH batteries or one BAT-121000 100 AH battery. Dimensions: Box: 24.0" (61.0 cm) wide x 14.0" (35.6 cm) high x 7.75" (19.7 cm) deep. Door: 24.125" (61.3 cm) wide x 14.25" (36.2 cm) high x (door adds 0.063" [approx. 0.16 cm] to depth), black.

BB-55FR: Same as **BB-55F** above but painted red.

Compliance with Codes and Standards

The CHG-120F complies with the following standards:

- NFPA 72 National Fire Alarm Code.
- UL 864 Standard for Control Units for Fire Alarm Systems.

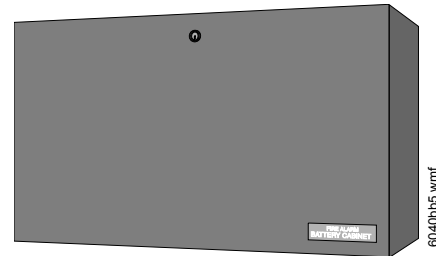
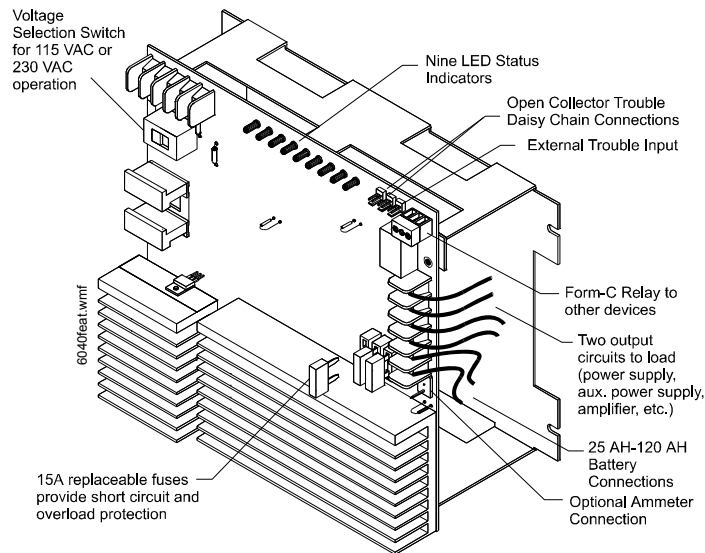
- UL 1481 Power Supplies for Fire Alarm Systems.
- CAN/ULC-S527-M87.

Agency Listings and Approvals

The listings and approvals below apply to the basic CHG-120F. In some cases, certain modules may not be listed by certain approval agencies, or listing may be in process. Consult factory for latest listing status.

- **UL:** S1287.
- **ULC:** CS100.
- **CSFM:** 7315-0075:0182.
- **MEA:** 195-97-E Vol. 2.

CHG-120F Features



BB-55F Battery Backbox

Fire•Lite® is a registered trademark of Honeywell International Inc. ©2012 by Honeywell International Inc. All rights reserved. Unauthorized use of this document is strictly prohibited.



This document is not intended to be used for installation purposes. We try to keep our product information up-to-date and accurate. We cannot cover all specific applications or anticipate all requirements. All specifications are subject to change without notice.



Made in the U.S. A.

For more information, contact Fire•Lite Alarms. Phone: (800) 627-3473, FAX: (877) 699-4105. www.firelite.com