

ACS Series Annunciators

ACM/AEM-16ATF, ACM/AEM-32AF



Annunciators

General

The ACS Series provides a modular line of products for annunciation and control of the Fire•Lite intelligent and legacy addressable fire control panels. The ACS provides arrays of LEDs to indicate point status, zone status, system status, and in some versions the ability to perform system reset, silence, acknowledge, and drill. These ACS units use a serial interface and may be located at distances of up to 6,000 feet (1,828.8 m) from the panel.

Features

- Alarm/Circuit On and Trouble LED per-point option or more dense Alarm-only option.
- Touch-pad control switch option for remote control of silence, acknowledge, reset, and drill.
- LEDs may be programmed to display status of indicating circuits or control relays as well as system status conditions.
- System Trouble LED indicator.
- On-Line/Power LED indicator.
- Alarm and trouble resound with flash of new conditions.
- Local sounder for both alarm and trouble conditions with silence/acknowledge button (program options).
- May be powered by 24 VDC from the panel or by remote power supplies.
- Efficient switched-power converter reduces power consumption.
- Microprocessor-controlled electronics, fully supervised.
- Slip-in custom labels, lettered with standard typewriter or label program.
- Plug-in terminal blocks for ease of installation and service.

Construction

The ACS modules are provided in two basic controller modules, each with its expander module. The ACM-16ATF provides 16 annunciation and control points per module, each with a red, green, or yellow Alarm/Circuit On LED, a yellow Trouble LED, and a touch-key switch. The ACM-32AF provides 32 annunciation points per module, each with a red, green, or yellow Alarm/Circuit On LED (for annunciating control relays, the LED indicates ON/OFF).

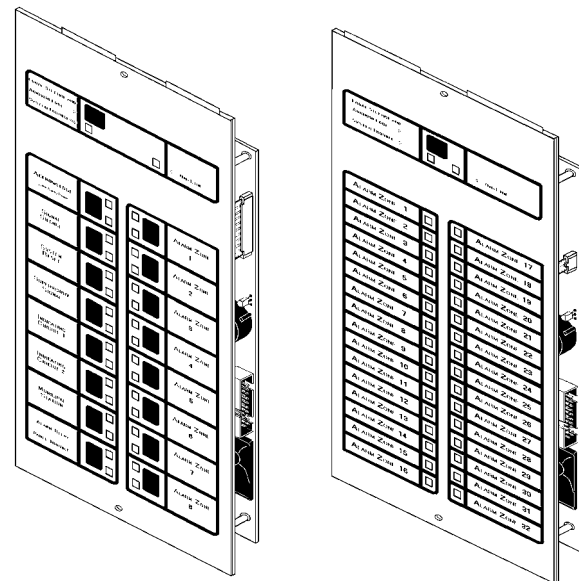
Applications

The ACS Series provides arrays of LEDs to indicate point status and, in some versions, switches to control the state of output circuits.

Installation

The ACS Series annunciator and control subsystems use modular hardware assemblies which allow the custom configuration of the annunciator panel to fit the individual job requirements.

Standard backboxes and mounting hardware schemes, including special remote cabinets, allow the annunciators to be constructed and configured with other Fire•Lite system components.



ACM/AEM-16ATF

6499at16.tif

ACM/AEM-32AF

6499a32.tif

For remote annunciation applications, the modules are typically mounted in special ABF or ABS boxes.

Communication between the ACS Series annunciators and the host Fire Alarm Control Panel (FACP) is made through an EIA-485 multi-drop loop, eliminating the need for costly wiring schemes. Four wires are required, two for the EIA-485 communications (twisted-shielded pair), and two for 24 VDC regulated power.

Retrofit of ACS Series annunciators into existing systems is easily accomplished. Software may require upgrading.

All field-wiring terminations use removable, compression-type terminal blocks for ease of installation, wiring, and circuit testing.

Operation

The ACS Series annunciator and control system provides the Fire•Lite system with up to 32 remote serially connected annunciators, each with a capacity of 69 points to support any Fire•Lite FACP.

Local or remote power supplies and serial communications allow the ACS to be located virtually anywhere in the protected premises.

System alarm and/or trouble conditions may be annunciated on a per-point basis, or in a grouped or zone configuration.

Control of system operational controls, such as Signal Silence, System Reset, and local annunciation controls (such as Local Acknowledge and Lamp Test) may be accomplished through integral membrane push-switches.

Product Line Information

ACM-16ATF: The Annunciator Control Module-16ATF contains 16 red Alarm and 16 yellow Trouble LEDs, 16 momentary

touch-pad switches, a System Trouble LED, an On-Line/Power LED, and a local piezo sounder with a silence/acknowledge switch for audible indication of alarm and trouble conditions. Includes instructions. 8.375" (21.27 cm) high; 4.375" (11.11 cm) wide.

AEM-16ATF: The Annunciator Expander Module-16ATF expands the ACM-16ATF by 16 system points. The AEM-16ATF is identical in size and in frontal appearance to the ACM-16ATF. Up to three of these expander modules can be supported by an ACM-16ATF, for a maximum of 64 system points. 8.375" (21.27 cm) high; 4.375" (11.11 cm) wide.

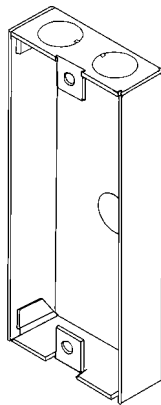
NOTE: The AEM-16ATF cannot be used to expand the ACM-32AF.

ACM-32AF: The Annunciator Control Module-32AF contains 32 red Alarm LEDs, a System Trouble LED, an On-Line/Power LED, and a local piezo sounder with a Silence/Acknowledge switch for audible indication of alarm and trouble conditions. Includes instructions. 8.375" (21.27 cm) high; 4.375" (11.11 cm) wide.

AEM-32AF: The Annunciator Expander Module-32AF expands the ACM-32AF by 32 system points. The AEM-32AF is identical in frontal appearance to the ACM-32AF. One expander module can be supported by an ACM-32AF, providing a maximum of 64 points. 8.375" (21.27 cm) high; 4.375" (11.11 cm) wide.

NOTE: The AEM-32AF cannot be used to expand the ACM-16ATF.

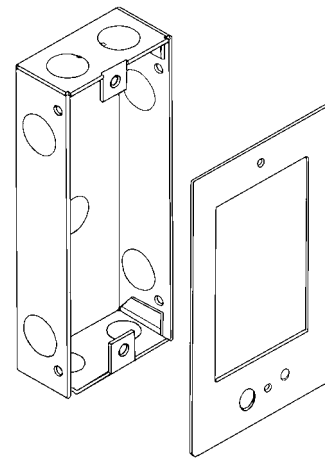
ABS-1F: (see figure) The Annunciator Surface Box-1F provides for the remote mounting of one annunciator module in a surface-mount enclosure. Knockouts are provided for use with 1/2" (1.27 cm) conduit. The annunciator mounts directly to the ABS-1B without a dress plate. 8.5" (21.59 cm) high x 4.5" (11.43 cm) wide x 2" (5.08 cm) deep.



ABS-1F: The ABS-1F is an attractive surface-mount backbox for mounting one ACS Series Annunciator. 9.938" (25.16 cm) high x 4.625" (11.75 cm) wide x 2.5" (6.35 cm) deep.

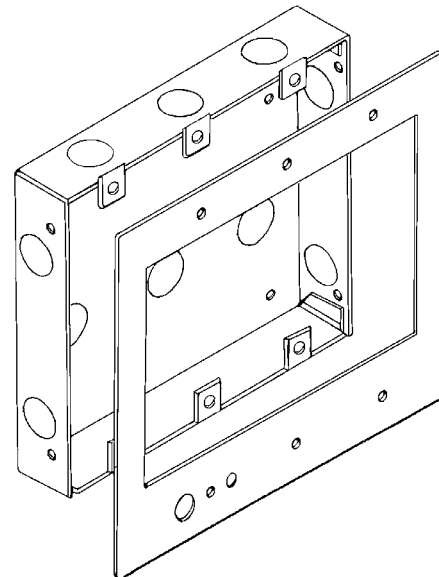
ABS-2F: The Annunciator Surface Box-2F provides for the surface mounting of one ACM-16ATF/AEM-16ATF combination or one ACM-32AF/AEM-32AF combination. Knockouts are provided for use with 1/2" (1.27 cm) conduit. The annunciators mount directly to the ABS-2F without a dress plate. 8.5" (21.59 cm) high x 8.92" (22.66 cm) x 2" (5.08 cm) deep.

ABF-1F: (see figure) The Annunciator Flush Box-1F provides for the remote mounting of a single annunciator module in a flush-mount enclosure. Knockouts are provided for use with 1/2" (1.27 cm) conduit. The ABF-1F includes a painted metal trim plate [11" (27.94 cm) high x 6.25" (15.875 cm) wide], mounting hardware, and an adhesive-backed annunciator label for the dress plate. 9.938" (25.24 cm) high x 4.625" (11.75 cm) x 2.5" (6.35 cm) deep.



ABF-2F: The Annunciator Flush Box-2F provides for the flush mounting of two annunciator modules. Includes a painted metal trim plate [11" (27.94 cm) high x 10.625" (26.99 cm) wide] and adhesive-backed annunciator label. 9.938" (25.24 cm) high x 9.188" (23.34 cm) wide x 3.75" (9.525 cm) deep.

ABF-4F: (see figure) The Annunciator Flush Box-4F provides for the remote mounting of one to four annunciator modules. Knockouts are provided for use with 1/2" (1.27 cm) conduit. The flush-mounted ABF-4F includes a painted metal trim plate [11" (27.94 cm) high x 19.375" (49.21 cm) wide] and an annunciator label. 9.938" (25.24 cm) high x 17.75" (45.09 cm) wide x 2.5" (6.35 cm) deep.



ABF-1DF/ABF-2DF: The ABF-1DF and ABF-2DF are semi-flush-mount backboxes for ACS Series Annunciators. The ABF-1DF mounts one annunciator module and the ABF-2DF mounts two modules. Features an attractive smoked glass door with Fire•Lite keylock.

- **Dimensions, ABF-1DF:** Box only: 9.938" (25.24 cm) high x 4.625" (11.75 cm) wide x 2.5" (6.35 cm) deep. Door: 11" (27.94 cm) high x 6" (15.24 cm) wide x 0.75" (1.9 cm) deep.
- **Dimensions, ABF-2DF:** Box only: 9.938" (25.24 cm) high x 9.188" (23.34 cm) wide x 3.75" (9.525 cm) deep. Door: 11" (27.94 cm) high x 10.375" (26.35 cm) wide x 0.75" (1.9 cm) deep.

ABM-1: Annunciator Blank Module is a two-sided dress plate identical in appearance to the front panels of the ACM-16ATF and AEM-16ATF modules on one side, and the front panels of the ACM-32AF and AEM-32AF modules on the other side. The blank module covers unused module positions in the annunciator backbox. 8.375" (21.27 cm) high x 4.375" (11.11 cm) wide.

BMP-1: Annunciator Blank Module is a flat black dress plate that covers unused module positions in the annunciator backbox. 8.375" (21.27 cm) high x 4.375" (11.11 cm) wide. Studs for a variety of module mounting options are available.

Architectural/Engineering Specifications

For specifications on ACS Series Annunciation and Control Systems, contact Fire•Lite.

Agency Listings and Approvals

The listings and approvals below apply to the ACM/AEM-16ATF and the ACM/AEM-32AF. In some cases, certain modules or applications may not be listed by certain approval agencies, or listing may be in process. Consult factory for latest listing status.

- **UL Listed:** S2424
- **ULC Listed:** S2424
- **MEA:** 120-06-E Vol. 2
- **CSFM:** 7120-0075:0199
- **FM Approved**

©2011 by Honeywell International Inc. All rights reserved. Unauthorized use of this document is strictly prohibited.



This document is not intended to be used for installation purposes.
We try to keep our product information up-to-date and accurate.
We cannot cover all specific applications or anticipate all requirements.
All specifications are subject to change without notice.



Made in the U.S. A.

For more information, contact Fire•Lite Alarms. Phone: (800) 627-3473, FAX: (877) 699-4105.
www.firelite.com